

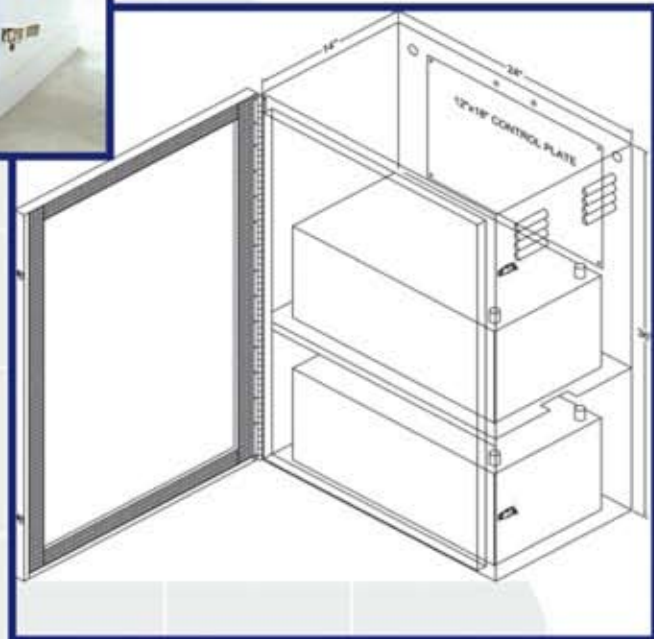
# Power Box Battery Enclosures™

POLE MOUNT AND CHEST STYLE

*Chosen by professionals...*



*...favored by experienced installers since 1993.*



MANUFACTURED BY  
DIRECT POWER & WATER CORPORATION

## STANDARD FEATURES - ALL ENCLOSURES

### All Enclosures

- .125" 5052-H32 aluminum
- White polyester powder coat finish
- NEMA 3R design
- Stainless steel continuous hinge
- Screened/filtered louvers
- Stainless steel padlock hasp
- All welds sanded smooth

### Pole Mounted Style Only

- Two 1/2" electrical conduit holes
- Removable component plate
- Two U-bolts provided
- Custom colors

### Chest Style Only

- Ground skids
- Reinforced top edge
- Custom colors



Direct Power & Water Corporation has built a reputation of producing heavy duty hardware for dealers, integrators and installers who require the best possible for their customers, including Standard and Custom battery enclosures. Standard enclosures are built for the Concorde, Deka (MK), and Surette batteries, although other batteries will fit within the same form factor. We make custom enclosures for virtually any battery. All of our enclosures are manufactured from heavy materials that don't lose their shape after being loaded with batteries.

## OPTIONAL FEATURES - ALL ENCLOSURES

### All Enclosures

- Rigid polystyrene insulation
- Hot-dip-galvanized steel
- Stainless steel construction
- Custom finishes
- Integrated PV module mounts
- Active heating/cooling equipment
- 12-gauge steel
- 14-gauge steel
- Component mounting plate
- Separate electronics compartments

### Pole Mounted Style Only

- Equipment shelves
- 19" and 23" rack mount rails

### Chest Style Only

- Carrying handles



We specialize in custom enclosure design and fabrication. Please contact us with your special requirements. We also produce inverter enclosures, pump boxes, generator enclosures and combination battery/equipment enclosures.



## CHEST-STYLE ENCLOSURES

Many enclosures are listed for Concorde, Deka (MK), and Surrette batteries, but we can build them to virtually any size. Ventilation louvers are punched on both sides - low on one side and high on the opposite side to promote convective flow. Enclosure sizes other than those listed are available.



## POLE-MOUNTED ENCLOSURES

### HINGE COVER

The hinge cover enclosures are manufactured for common battery sizes made by Concorde and Deka (MK), although other non-listed batteries will also fit in the same enclosures. Ventilation louvers are punched on both sides - low on one side and high on the opposite side to promote convective flow. Enclosure sizes other than those listed are available.



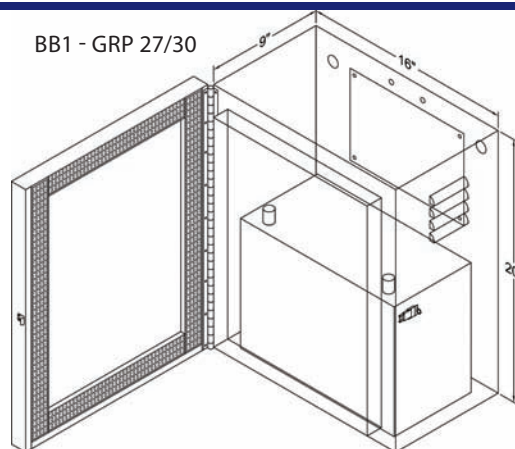
**POWER-FAB BATTERY ENCLOSURES**  
incorporate a number of  
customizable features:

- Top-loading enclosures are available for GNB Absolyte IIP, XL, Deka Unigy batteries and others. Front access is provided for battery maintenance.
- Active heating and cooling controls and equipment manufactured by McLean, Stego, and Ice Qube are available options.

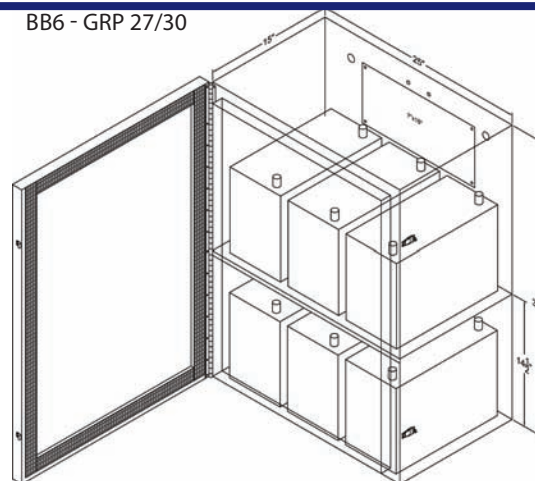
**POWER-FAB'S BATTERY ENCLOSURE**  
design provides an easy, affordable  
battery storage solution:

- Standard enclosures are available in front opening Pole-Mount and Chest-Style pad mount designs.
- Pole Mounts are available in screw cover and hinge cover designs.
- Standard hinge cover pole mount enclosures are manufactured for the Deka (MK Battery), Concorde, and 220 AH/6-volt "golf-cart" type batteries.
- Standard Chest-Style enclosures are manufactured for Deka, Concorde, and Surrrette batteries in addition to the generic Groups 27/30, 4D, 8D, L16, and "golf-cart" type batteries.
- Standard enclosures are manufactured with .125" 5052-H32 aluminum.
- All die marks and welds are sanded smooth. Boxes are finished with a reflective bright white polyester powder coat to minimize internal heat gain.
- All enclosures are provided with integrated louvers located to promote convective air flow through the enclosure to reduce internal temperatures and remove gasses. Filters are located over the louvers to keep out dust and insects. The filters are removable for cleaning or replacement.
- All standard enclosures are built to meet NEMA 3R specifications. Enclosures are available in NEMA 4 and NEMA 4X.
- All battery/equipment enclosures have a limited five year warranty.

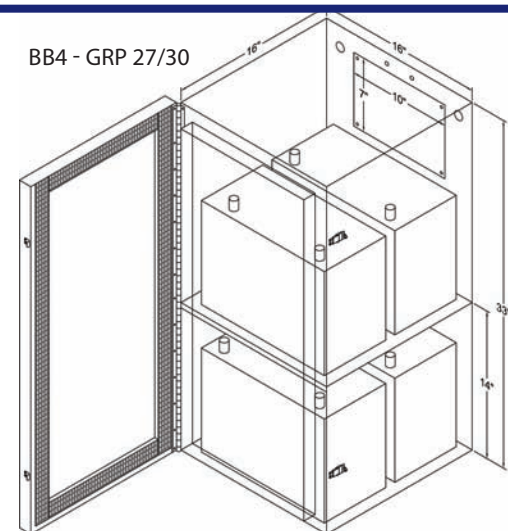
BB1 - GRP 27/30



BB6 - GRP 27/30



BB4 - GRP 27/30

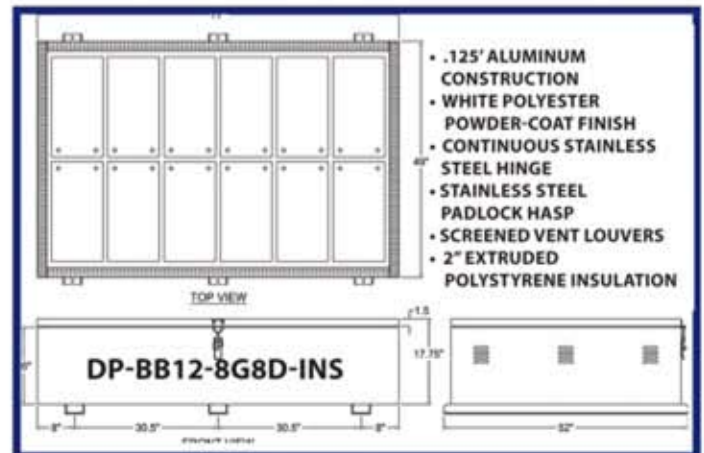
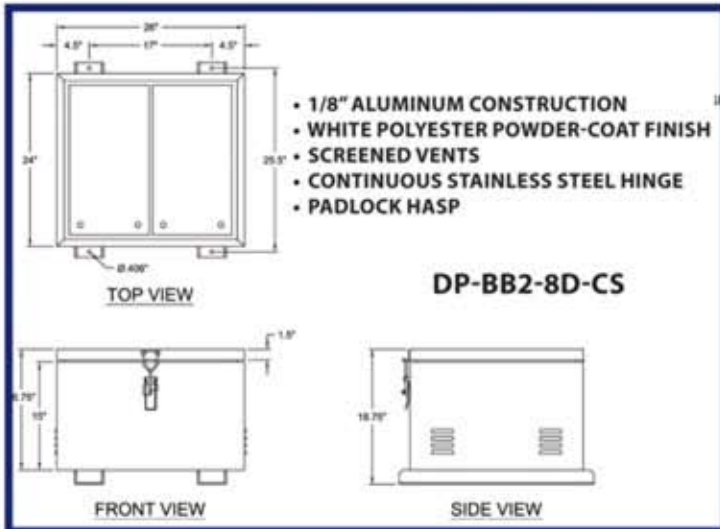


**Please feel free to contact us for a  
quotation for a size or enclosure not listed.**


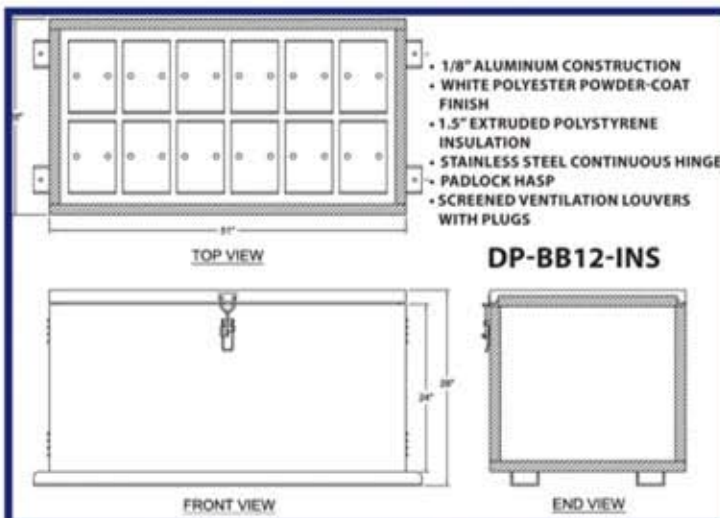
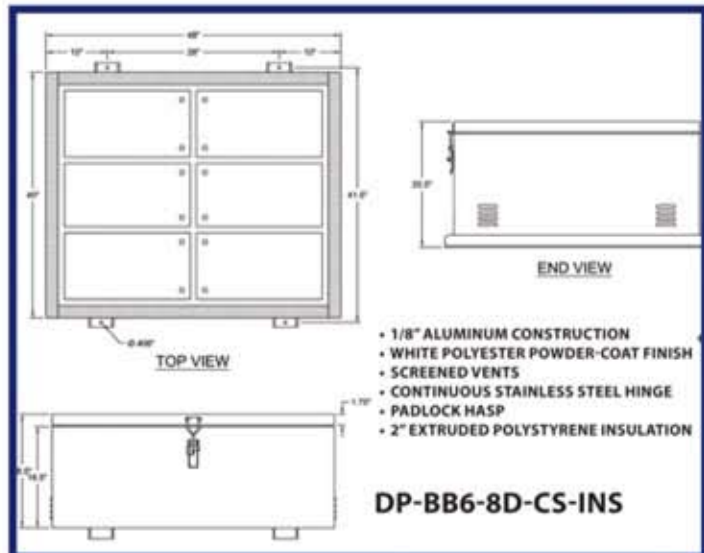
**(800) 260-3792**



## CHEST-STYLE ENCLOSURES



Our Chest-Style Enclosures can be customized for any number of batteries, or to fit any other needs you might have for a heavy duty, carefully constructed custom-made enclosure.



## CUSTOM POWER BOX ENCLOSURES

From design to manufacturing, we specialize in custom enclosure design and fabrication. Please contact us with your special requirements.





## NON-INSULATED POLE-MOUNTED ENCLOSURES

BATTERY		# OF BATTERIES	PART #	DIMENSIONS (DEPTH x WIDTH x HEIGHT)	PRICE
HINGE COVER					
CONCORDE	PVX-1080T	1	BB1-PVX1080T-HC	9x16x20	\$600
		2	BB2-PVX1080T-HC	16x16x20	\$800
		4	BB4-PVX1080T-HC	16x16x34	\$1,020
		6	BB6-PVX1080T-HC	16x25x34	\$1,235
	PVX-2120L	1	BB1-PVX2120L-HC	12x24x22	\$765
		2	BB2-PVX2120L-HC	12x24x36	\$1,000
	PVX-2580L	1	BB1-PVX2580T-HC	15x24x22	\$835
		2	BB2-PVX2580T-HC	15x24x36	\$1,095
	PVX-2160T	2	BB2-PVX2160T-HC	16x16x20	\$800
		4	BB4-PVX2160T-HC	16x16x34	\$1,020
DEKA	8G30H	1	BB1-8G30H-HC	9x16x20	\$600
		2	BB2-8G30H-HC	16x16x20	\$800
		4	BB4-8G30H-HC	16x16x34	\$1,020
		6	BB6-8G30H-HC	16x25x34	\$1,230
	8G4D	1	BB1-8G4D-HC	12x24x22	\$765
		2	BB2-8G4D-HC	12x24x36	\$1,000
	8G8D	1	BB1-8G8D-HC	15x24x22	\$835
		2	BB2-8G8D-HC	15x24x36	\$1,095
GEN	6V/220 AH	2	BB2-6V/220AH-HC	14x18x22	\$660

## INSULATED POLE-MOUNTED ENCLOSURES

BATTERY		# OF BATTERIES	PART #	DIMENSIONS (DEPTH x WIDTH x HEIGHT)	PRICE
HINGE COVER					
CONCORDE	PVX 1080T	1	BB1-PVX1080T-HC-INS	11x18x22	\$835
		2	BB2-PVX1080T-HC-INS	18x18x22	\$1,120
		4	BB4-PVX1080T-HC-INS	18x18x36	\$1,410
		6	BB6-PVX1080T-HC-INS	18x27x36	\$1,705
	PVX-2120L	1	BB1-PVX2120L-HC-INS	14x26x24	\$1,060
		2	BB2-PVX2120L-HC-INS	14x26x38	\$1,395
	PVX-2580L	1	BB1-PVX2580T-HC-INS	17x26x24	\$1,160
		2	BB2-PVX2580T-HC-INS	15x26x38	\$1,530
	PVX-2160T	2	BB2-PVX2160T-HC-INS	18x18x24	\$1,120
		4	BB4-PVX2160T-HC-INS	18x18x36	\$1,410
DEKA	8G30H	1	BB1-8G30H-HC-INS	11x18x22	\$835
		2	BB2-8G30H-HC-INS	18x18x22	\$1,120
		4	BB4-8G30H-HC-INS	18x18x36	\$1,410
		6	BB6-8G30H-HC-INS	18x27x36	\$1,695
	8G4D	1	BB1-8G4D-HC-INS	14x26x24	\$1,060
		2	BB2-8G4D-HC-INS	14x26x38	\$1,395
	8G8D	1	BB1-8G8D-HC-INS	17x26x24	\$1,160
		2	BB2-8G8D-HC-INS	15x24x36	\$1,530
GEN	6V/220 AH	2	BB2-6V/220AH-HC-INS	16x20x24	\$920

# NON-INSULATED CHEST STYLE ENCLOSURES

	BATTERY	# OF BATTERIES	LAYOUT	PART #	DIMENSIONS (DEPTH x WIDTH x HEIGHT)	WEIGHT	PRICE
SURRETTE	S-460/S-530/ L-16	2	2x1	BB2-SS530	16x19x24	31	\$955
		4	2x2	BB4-SS530	19x29x24	46	\$1,225
			1x4	BB4-SS530-1X4	16x36x24	48	\$1,270
		6	2x3	BB6-SS530	28x29x24	59	\$1,465
		8	2x4	BB8-SS530	29x36x24	70	\$1,670
		10	2x5	BB10-SS530	29x45x24	81	\$1,870
		12	2x6	BB12-SS530-2X6	29x53x24	92	\$2,070
			4x3	BB12-SS530-4X3	36x43x24	91	\$2,045
		14	2x7	BB14-SS530	29x62x24	103	\$2,285
		16	2x8	BB16-SS530-2X8	29x70x24	114	\$2,485
	4CS-17PS 2KS-33PS/4KS 21PS/4KS-25PS		4x4	BB16-SS530-4X4	36x56x24	111	\$2,415
		2	2x1	BB2-4KS25PS	19x21x31	47	\$1,190
		4	2x2	BB4-4KS25PS	21x35x31	70	\$1,580
			1x4	BB4-4KS25PS -1X4	19x40x31	68	\$1,625
		6	2x3	BB6-4KS25PS	31x35x31	89	\$1,900
		8	2x4	BB8-4KS25PS	35x50x31	106	\$2,190
		10	2x5	BB10-4KS25PS	35x59x31	123	\$2,470
		12	2x6	BB12-4KS25PS-2X6	35x59x31	139	\$2,750
			4x3	BB12-4KS25PS-4X3	40x52x31	138	\$2,720
		14	2x7	BB14- 4KS25PS	35x69x31	156	\$3,040
	6HHG/ EHG 31PS	16	2x8	BB16-4KS25PS-2X8	35x78x31	172	\$3,315
			4x4	BB16-4KS25PS-4X4	40x68x31	169	\$3,245
		2	2x1	BB2-6EHG31PS	21x24x19	41	\$1,105
		4	2x2	BB4-6EHG31PS	21x46x19	64	\$1,505
			1x4	BB4-6EHG31PS-1X4	24x40x19	60	\$1,500
		6	2x3	BB6-6EHG31PS	31x46x19	83	\$1,825
		8	2x4	BB8-6EHG31PS	40x46x19	101	\$2,130
		10	2x5	BB10-6EHG31PS	46x50x19	118	\$2,420
		12	2x6	BB12-6EHG31PS-2X6	46x59x19	135	\$2,695
			4x3	BB12-6EHG31PS-4X3	40x68x19	135	\$2,705
	12S-11PS/6CS 17PS/21PS/25PS	14	2x7	BB14-6EHG31PS	46x69x19	151	\$2,985
		16	2x8	BB16-6EHG31PS-2X8	46x78x19	167	\$3,255
			4x4	BB16-6EHG31PS-4X4	40x90x19	169	\$3,290
		2	2x1	BB2-6CS25PS	26x27x24	58	\$1,385
		4	2x2	BB4-6CS25PS	27x49x24	90	\$1,930
			1x4	BB4-6CS25PS-1X4	26x52x24	86	\$1,960
		6	2x3	BB6-6CS25PS	40x49x24	117	\$2,390
		8	2x4	BB8-6CS25PS	49x52x24	143	\$2,820
		10	2x5	BB10-6CS25PS	49x65x24	168	\$3,220
		12	2x6	BB12-6CS25PS-2X6	49x77x24	192	\$3,625
	8HHG/ EHG 31PS/ 8CS17PS		4x3	BB12-6CS25PS-4X3	52x73x24	191	\$2,510
		2	2x1	BB2-8CS17PS	21x32 x24	57	\$1,360
		4	2x2	BB4-8CS17PS	21x61x24	92	\$1,965
			1x4	BB4-8CS17PS-1X4	31x40x24	82	\$1,880
		6	2x3	BB6-8CS17PS	31x61x24	115	\$2,360
		8	2x4	BB8-8CS17PS	40x61x24	139	\$2,745
		10	2x5	BB10-8CS17PS	50x61x24	162	\$3,125
		12	2x6	BB12-8CS17PS-2X6	59x61x24	186	\$3,510
			4x3	BB12-8CS17PS-4X3	40x91x24	189	\$3,580
		14	2x7	BB14-8CS17PS	61x69x24	207	\$3,885
	8CS 25PS	16	2x8	BB16-8CS17PS-2X8	61x78x24	229	\$4,235
		2	2x1	BB2-8CS25PS	27x32x24	67	\$1,530
		4	2x2	BB4-8CS25PS	27x61x24	107	\$2,205
			1x4	BB4-8CS25PS-1X4	32x52x24	99	\$2,180
		6	2x3	BB6-8CS25PS	40x61x24	138	\$2,725
		8	2x4	BB8-8CS25PS	52x61x24	168	\$3,225
		10	2x5	BB10-8CS25PS	61x65x24	198	\$3,720
		12	2x6	BB12-8CS25PS-2X6	61x77x24	168	\$3,230
			4x3	BB12-8CS25PS-4X3	52x91x24	228	\$4,210
		14	2x7	BB14-8CS25PS-2X7	61x90x24	255	\$4,665

**DIRECT POWER & WATER**



# NON-INSULATED CHEST STYLE ENCLOSURES

	BATTERY	# OF BATTERIES	LAYOUT	PART #	DIMENSIONS (DEPTH x WIDTH x HEIGHT)	WEIGHT	PRICE
CONCORDE	PVX-1380T/4140T/ 1680T/5040T/ 2240T	2	2x1	BB2-2240T	14x19x16	25	\$825
		4	2x2	BB4-2240T	19x25x16	37	\$1,030
			1x4	BB4-2240T-1X4	14x36x16	36	\$1,080
		6	2x3	BB6-2240T	25x28x16	47	\$1,230
		8	2x4	BB8-2240T	25x36x16	56	\$1,390
		10	2x5	BB10-2240T	25x56x16	66	\$1,555
		12	2x6	BB12-2240T-2X6	25x53x16	75	\$1,720
			4x3	BB12-2240T-4X3	36x37x16	75	\$1,700
		14	2x7	BB14-2240T	25x62x16	84	\$1,900
		16	2x8	BB16-2240T-2X8	25x70x16	93	\$2,060
		4x4	BB16-2240T-4X4	36x48x16	90	\$1,985	
	PVX-1040/1780T/2160T/5340T/6240T - SEE DEKA 8G27/8G30H		PVX-2120L/PVX-2580L - See DEKA 8G8D		PVX-690T/840T/890T/1040T/1080T - See DEKA 8G27/8G30H		
DEKA	8G27/8G30H	2	2x1	BB2-GRP30	16x16x16	26	\$845
		4	2x2	BB4-GRP30	18x30x16	39	\$1,070
			1x4	BB4-GRP30-1X4	16x34x16	37	\$1,095
		6	2x3	BB6-GRP30	25x30x16	50	\$1,275
		8	2x4	BB8-GRP30	30x33x16	60	\$1,450
		10	2x5	BB10-GRP30	41x30x16	70	\$1,615
		12	2x6	BB12-GRP30-2X6	30x49x16	79	\$1,780
			4x3	BB12-GRP30-4X3	33x44x16	79	\$1,775
		14	2x7	BB14-GRP30	30x57x16	88	\$1,960
		16	2x8	BB16-GRP30-2X8	30x64x16	98	\$2,125
		4x4	BB16-GRP30-4X4	33x58x16	97	\$2,100	
	8G4D	2	2x1	BB2-8G4D	21x24x16	38	\$1,050
		4	2x2	BB4-8G4D	21x46x16	59	\$1,425
			1x4	BB4-8G4D-1X4	24x40x16	55	\$1,420
		6	2x3	BB6-8G4D	31x46x16	76	\$1,730
		8	2x4	BB8-8G4D	40x46x16	94	\$2,020
		10	2x5	BB10-8G4D	50x46x16	110	\$2,300
		12	2x6	BB12-8G4D-2X6	46x59x16	126	\$2,560
			4x3	BB12-8G4D-4X3	40x68x16	126	\$2,565
		14	2x7	BB14-8G4D	46x69x16	141	\$2,840
		16	2x8	BB16-8G4D-2X8	46x78x16	157	\$3,100
		8G8D	2	2x1	BB2-8G8D	24x26x16	44
	4		2x2	BB4-8G8D	26x46x16	68	\$1,575
			1x4	BB4-8G8D-1X4	24x50x16	65	\$1,605
	6		2x3	BB6-8G8D	38x46x16	90	\$1,960
	8		2x4	BB8-8G8D	46x50x16	111	\$2,310
	10		2x5	BB10-8G8D	62x46x16	131	\$2,640
	12		2x6	BB12-8G8D-2X6	46x74x16	150	\$2,970
			4x3	BB12-8G8D-4X3	50x68x16	150	\$2,960
	14		2x7	BB14-8G8D	46x86x16	170	\$3,315
	16		4x4	BB16-8G8D-4X4	50x90x16	188	\$3,610
GENERIC	GOLF CART - 6V/200AH	2	2x1	BB2-6V200	13x18x17	25	\$825
		4	2x2	BB4-6V200	18x25x17	37	\$1,030
			1x4	BB4-6V200-1X4	14x35x17	36	\$1,080
		6	2x3	BB6-6V200	25x27x17	47	\$1,225
		8	2x4	BB8-6V200	25x32x17	56	\$1,380
		10	2x5	BB10-6V200	43x25x17	65	\$1,540
		12	2x6	BB12-6V200-2X6	25x51x17	74	\$1,700
			4x3	BB12-6V200-4X3	34x35x17	74	\$1,680
		14	2x7	BB14-6V200	25x59x17	83	\$1,875
		16	2x8	BB16-6V200-2X8	25x68x17	92	\$2,035
		4x4	BB16-6V200-4X4	35x47x17	89	\$1,960	
	L16 (SEE SURRETTE S-460/S-530)						

# INSULATED CHEST STYLE ENCLOSURES

	BATTERY	# OF BATTERIES	LAYOUT	PART #	DIMENSIONS	WEIGHT	PRICE
					(DEPTH x WIDTH x HEIGHT)		
SURRETTE	S-460/S-530/ L-16	2	2x1	BB2-SS530-INS	19x22x28	43	\$1,275
		4	2x2	BB4-SS530-INS	22x32x28	61	\$1,595
			1x4	BB4-SS530-1X4-INS	19x39x28	63	\$1,660
		6	2x3	BB6-SS530-INS	31x32x28	76	\$1,900
		8	2x4	BB8-SS530-INS	32x39x28	89	\$2,140
		10	2x5	BB10-SS530-INS	32x48x28	102	\$2,390
		12	2x6	BB12-SS530-2X6-INS	32x56x28	115	\$2,725
			4x3	BB12-SS530-4X3-INS	39x46x28	114	\$2,690
		14	2x7	BB14-SS530-INS	32x65x28	128	\$2,965
		16	2x8	BB16-SS530-2X8-INS	32x73x28	141	\$3,220
	4CS-17PS 2KS-33PS/4KS 21PS/4KS-25PS		4x4	BB16-SS530-4X4-INS	39x59x28	137	\$3,130
		2	2x1	BB2-4KS25PS-INS	22x24x35	64	\$1,560
		4	2x2	BB4-4KS25PS-INS	24x38x35	90	\$2,020
			1x4	BB4-4KS25PS-1X4-INS	22x43x35	88	\$2,080
		6	2x3	BB6-4KS25PS-INS	34x39x35	110	\$2,412
		8	2x4	BB8-4KS25PS-INS	39x43x35	129	\$2,750
		10	2x5	BB10-4KS25PS-INS	38x53x35	147	\$3,090
		12	2x6	BB12-4KS25PS-2X6-INS	38x62x35	165	\$3,505
			4x3	BB12-4KS25PS-4X3-INS	43x55x35	163	\$3,470
		14	2x7	BB14-4KS25PS-INS	38x72x35	183	\$3,830
	6HHG/ EHG 31PS	16	2x8	BB16-4KS25PS-2X8-INS	38x81x35	201	\$4,180
			4x4	BB16-4KS25PS-4X4-INS	43x71x35	196	\$4,090
		2	2x1	BB2-6EHG31PS-INS	24x27x23	57	\$1,450
		4	2x2	BB4-6EHG31PS-INS	24x49x23	83	\$1,940
			1x4	BB4-6EHG31PS-1X4-INS	27x43x23	78	\$1,930
		6	2x3	BB6-6EHG31PS-INS	34x49x23	103	\$2,325
		8	2x4	BB8-6EHG31PS-INS	43x49x23	123	\$2,675
		10	2x5	BB10-6EHG31PS-INS	49x53x23	142	\$3,030
		12	2x6	BB12-6EHG31PS-2X6-INS	49x62x23	160	\$3,445
			4x3	BB12-6EHG31PS-4X3-INS	43x72x23	160	\$3,465
	12S-11PS/6CS 17PS/21PS/25PS	14	2x7	BB14-6EHG31PS-INS	49x72x23	177	\$3,770
		16	2x8	BB16-6EHG31PS-2X8-INS	49x81x23	195	\$4,110
		2	2x1	BB2-6CS25PS-INS	29x30x28	76	\$1,785
		4	2x2	BB4-6CS25PS-INS	30x52x28	112	\$2,435
			1x4	BB4-6CS25PS-1X4-INS	29x55x28	109	\$2,475
		6	2x3	BB6-6CS25PS-INS	43x52x28	141	\$2,980
		8	2x4	BB8-6CS25PS-INS	52x55x28	169	\$3,475
		10	2x5	BB10-6CS25PS-INS	52x68x28	195	\$3,955
		12	2x6	BB12-6CS25PS-2X6-INS	52x80x28	221	\$4,520
			4x3	BB12-6CS25PS-4X3-INS	55x76x28	220	\$4,500
	8HHG/ EHG 31PS/ 8CS17PS						
		2	2x1	BB2-8CS17PS-INS	24x35x28	74	\$1,760
		4	2x2	BB4-8CS17PS-INS	24x64x28	114	\$2,485
			1x4	BB4-8CS17PS-1X4-INS	35x43x28	103	\$2,375
		6	2x3	BB6-8CS17PS-INS	34x64x28	139	\$2,960
		8	2x4	BB8-8CS17PS-INS	43x64x28	164	\$3,395
		10	2x5	BB10-8CS17PS-INS	53x64x28	189	\$3,845
		12	2x6	BB12-8CS17PS-2X6-INS	62x64x28	214	\$4,380
		14	2x7	BB14-8CS17PS-INS	64x72x28	237	\$4,795
		16	2x8	BB16-8CS17PS-2X8-INS	64x81x28	260	\$5,220
	8CS 25PS	2	2x1	BB2-8CS25PS-INS	30x35x28	85	\$1,955
		4	2x2	BB4-8CS25PS-INS	30x64x28	130	\$2,760
			1x4	BB4-8CS25PS-1X4-INS	35x55x28	123	\$2,725
		6	2x3	BB6-8CS25PS-INS	43x64x28	163	\$3,370
		8	2x4	BB8-8CS25PS-INS	55x64x28	195	\$3,945
		10	2x5	BB10-8CS25PS-INS	64x68x28	227	\$4,545
		12	2x6	BB12-8CS25PS-2X6-INS	62x80x28	195	\$4,060

**DIRECT POWER & WATER**



# INSULATED CHEST STYLE ENCLOSURES

BATTERY		# OF BATTERIES	LAYOUT	PART #	DIMENSIONS (DEPTH x WIDTH x HEIGHT)	WEIGHT	PRICE	
CONCORDE	PVX-1380T/4140T/ 1680T/5040T/ 2240T	2	2x1	BB2-2240T-INS	17x22x20	38	\$1,110	
		4	2x2	BB4-2240T-INS	22x28x20	51	\$1,360	
			1x4	BB4-2240T-1X4-INS	17x39x20	50	\$1,430	
		6	2x3	BB6-2240T-INS	28x31x20	63	\$1,615	
		8	2x4	BB8-2240T-INS	38x39x20	74	\$1,810	
		10	2x5	BB10-2240T-INS	28x48x20	85	\$2,025	
		12	2x6	BB12-2240T-2X6-INS	28x56x20	95	\$2,320	
			4x3	BB12-2240T-4X3-INS	39x40x20	94	\$2,285	
			2x7	BB14-2240T-INS	28x65x20	106	\$2,520	
		16	2x8	BB16-2240T-2X8-INS	28x73x20	116	\$2,735	
		4x4	BB16-2240T-4X4-INS	39x51x20	112	\$2,630		
PVX-1040/1780T/2160T/5340T/6240T - See DEKA 8G27/8G30H			PVX-2120L/PVX-2580L - See DEKA 8G8D		PVX-690T/840T/890T/1040T/1080T - See Deka 8G27/8G30H			
DEKA	8G27/8G30H	2	2x1	BB2-GRP30-INS	19x21x19	39	\$1,135	
		4	2x2	BB4-GRP30-INS	21x33x19	54	\$1,410	
			1x4	BB4-GRP30-1X4-INS	19x37x19	51	\$1,445	
		6	2x3	BB6-GRP30-INS	28x33x19	66	\$1,670	
		8	2x4	BB8-GRP30-INS	33x36x19	78	\$1,880	
		10	2x5	BB10-GRP30-INS	33x44x19	89	\$2,095	
		12	2x6	BB12-GRP30-2X6-INS	33x52x19	99	\$2,385	
			4x3	BB12-GRP30-4X3-INS	36x47x19	99	\$2,375	
			2x7	BB14-GRP30-INS	33x60x19	110	\$2,585	
			16	2x8	BB16-GRP30-2X8-INS	33x67x19	121	\$2,805
			4x4	BB16-GRP30-4X4-INS	36x61x19	119	\$2,770	
	8G4D	2	2x1	BB2-8G4D-INS	24x27x19	53	\$1,385	
		4	2x2	BB4-8G4D-INS	24x49x19	77	\$1,840	
			1x4	BB4-8G4D-1X4-INS	27x43x19	72	\$1,835	
		6	2x3	BB6-8G4D-INS	34x49x19	96	\$2,215	
		8	2x4	BB8-8G4D-INS	43x49x19	115	\$2,550	
		10	2x5	BB10-8G4D-INS	49x53x19	133	\$2,890	
		12	2x6	BB12-8G4D-2X6-INS	49x62x19	150	\$3,295	
			4x3	BB12-8G4D-4X3-INS	43x70x19	151	\$3,305	
			14	2x7	BB14-8G4D-INS	49x72x19	167	\$3,600
			16	2x8	BB16-8G4D-2X8-INS	49x81x19	184	\$3,930
	8G8D	2	2x1	BB2-8G8D-INS	27x29x19	59	\$1,505	
		4	2x2	BB4-8G8D-INS	29x49x19	87	\$2,020	
			1x4	BB4-8G8D-1X4-INS	27x53x19	84	\$2,060	
		6	2x3	BB6-8G8D-INS	41x49x19	111	\$2,480	
		8	2x4	BB8-8G8D-INS	49x53x19	134	\$2,890	
		10	2x5	BB10-8G8D-INS	49x65x19	156	\$3,290	
		12	2x6	BB12-8G8D-2X6-INS	49x77x19	177	\$3,775	
			4x3	BB12-8G8D-4X3-INS	53x70x19	177	\$3,755	
GENERIC	GOLF CART - 6V/200AH	2	2x1	BB2-6V200-INS	16x21x20	38	\$1,110	
		4	2x2	BB4-6V200-INS	21x28x20	51	\$1,360	
			1x4	BB4-6V200-1X4-INS	17x38x20	50	\$1,430	
		6	2x3	BB6-6V200-INS	28x30x20	63	\$1,610	
		8	2x4	BB8-6V200-INS	28x38x20	74	\$1,800	
		10	2x5	BB10-6V200-INS	28x46x20	84	\$2,010	
		12	2x6	BB12-6V200-2X6-INS	28x54x20	94	\$2,300	
			4x3	BB12-6V200-4X3-INS	38x39x20	93	\$2,260	
			14	2x7	BB14-6V200-INS	28x62x20	105	\$2,495
			16	2x8	BB16-6V200-2X8-INS	28x71x20	115	\$2,705
				4x4	BB16-6V200-4X4-INS	38x50x20	110	\$2,600
		L16 (SEE SURRETTE S-460/S-530)						



**OTHER POWER-FAB PRODUCTS INCLUDE:**



**BATTERY/EQUIPMENT ENCLOSURES**



**POWER TUBE CRS™**



**TOP-OF-POLE MOUNTS**



**POWER RAIL™**

DPW Power-Fab has built a reputation for producing heavy duty hardware for dealers, integrators and installers who require the best possible for their customers, including Standard and Custom battery enclosures. Standard enclosures are built for the Concorde, Deka (MK), and Surette batteries, although other batteries will fit within the same form factor. We make custom enclosures for virtually any battery. All of our enclosures are manufactured from heavy materials that don't lose their shape after being loaded with batteries.



**ROOF-GROUND MOUNTS**



**SIDE-OF-POLE MOUNTS**



**SUNSTRUT™**



**LARGE GROUND MOUNTS**

**POWER-FAB®**  
Quality Hardware for the PV Industry

**DIRECT POWER & WATER CORPORATION**

4000 VASSAR DR NE ALBUQUERQUE NM 87107

(800) 260-3792 • (505) 889-3585

info@power-fab.com • www.power-fab.com