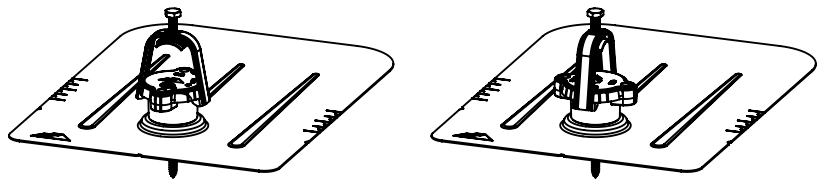


Conduit Mount Cap can be installed in either orientation shown



NO.	DESCRIPTION
1	ASSY, CLAMP, CONDUIT
2	SCREW, NO.14 x 2.75"
3	ASSY, CAP, CONDUIT, BLACK
4	WASHER, EPDM BACKED
5	ASSY, FLASHING

## KIT, CONDUIT MOUNT

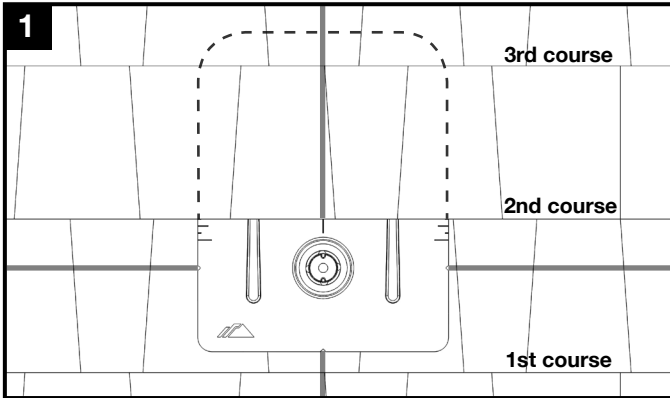
SIZE <b>A</b>	DO NOT SCALE DRAWING
SCALE: 1:4	WEIGHT: 0.76 lbs
SHEET 1 OF 1	

\* Bill of materials shown is for a single Conduit Mount assembly.

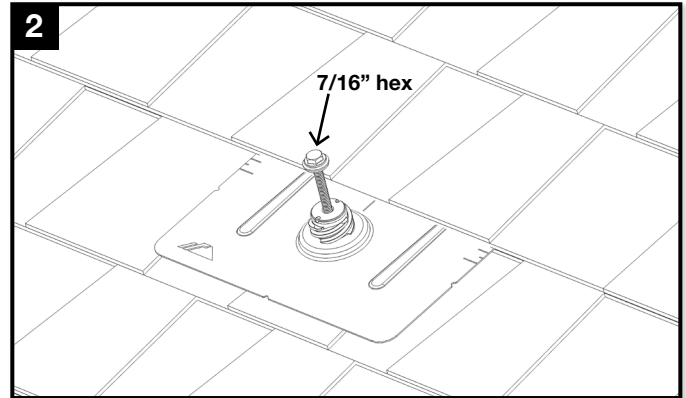
# Installation

**Tools Required:** roofing bar, caulking gun with approved sealant, drill with 7/16" socket.

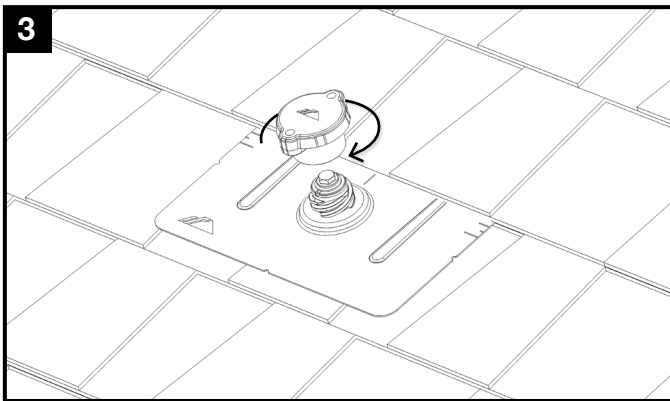
**Sizing:** adjustable clamp fits conduit with diameters between 3/4" EMT - 1" EMT.



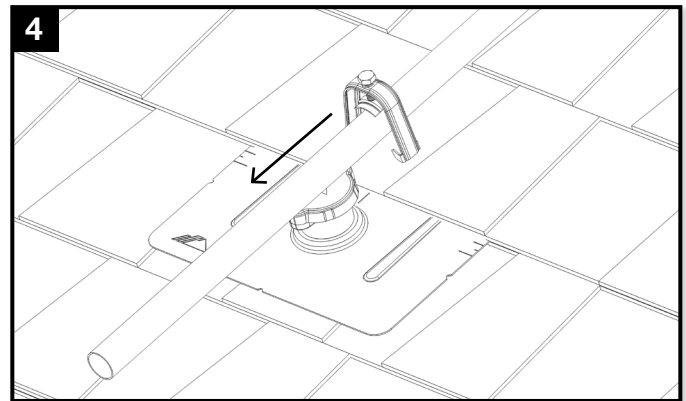
Slide flashing between 1st and 2nd course, so the top is at least 3/4" above the edge of the 3rd course and the bottom is above the edge of the 1st course.



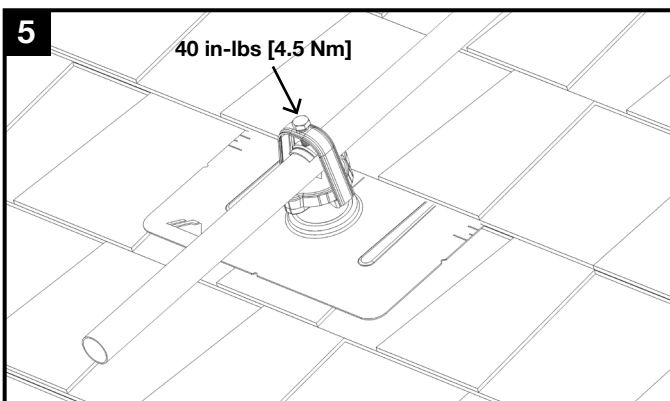
Fill hole in dock with roofing manufacturer's approved sealant. Insert screw with bonded washer through hole. Tighten screw until fully seated.



Place Conduit Cap on dock and rotate 180 degrees to secure.



Position Clamp over conduit and snap onto Conduit Cap.



Adjust top bolt so saddle is snug on the conduit. Tighten bolt on top of saddle to 40 in-lb [4.5 Nm].

**Alternative Installation:** The threaded holes on the Conduit Cap allow for the installation of strut channels, bridging, or other components. Instead of the Clamp, install your component directly to the Conduit Cap using stainless steel 1/4"-20 bolts and tighten bolts to 40 in-lb [4.5 Nm]. Each of the threaded holes has a load rating of 40 lb [18 kg].

## UL 2239 Listed

Conduit Mount conforms to UL Standard 2239 "Hardware for the Support of Conduit, Tubing, and Cable" requirements. Load rating: 40 lb [18kg]; Temperature rating: -40°F to 194°F [-40°C to 90°C]. Suitable for wet locations and max 3.05m (10ft) support interval.

## Water Seal Ratings

Water Sealing tested to UL Standard 441 Section 27 "Rain Test" and TAS 100-95 "Wind Driven Rain Test" by Intertek. Ratings applicable for composition shingle roofs having slopes between 2:12 and 12:12. Tested and evaluated without sealant. Any roofing manufacturer approved sealant is allowed.

