

Sunmodule⁺ SW 265 mono black / 2.5 Frame



TUV Power controlled:
Lowest measuring tolerance in industry



Sunmodule Plus:
Positive performance tolerance



25-year linear performance warranty and
10-year product warranty

World-class quality

Fully-automated production lines and seamless monitoring of the process and material ensure the quality that the company sets as its benchmark for its sites worldwide.

SolarWorld Plus-Sorting

Plus-Sorting guarantees highest system efficiency. SolarWorld only delivers modules that have greater than or equal to the nameplate rated power.

25 years linear performance guarantee and extension of product warranty to 10 years

SolarWorld guarantees a maximum performance degression of 0.7% p.a. in the course of 25 years, a significant added value compared to the two-phase warranties common in the industry. In addition, SolarWorld is offering a product warranty, which has been extended to 10 years.*

*in accordance with the applicable SolarWorld Limited Warranty at purchase.
www.solarworld.com/warranty



- Qualified, IEC 61215
- Safety tested, IEC 61730
- Periodic Inspection



Sunmodule⁺® SW 265 mono black / 2.5 Frame

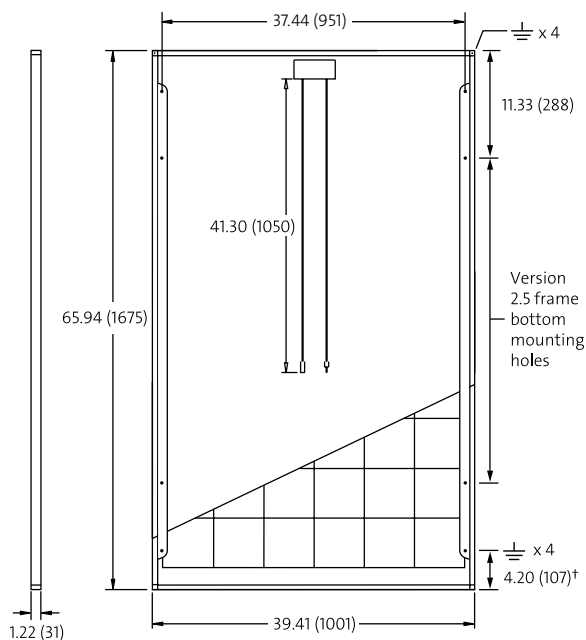
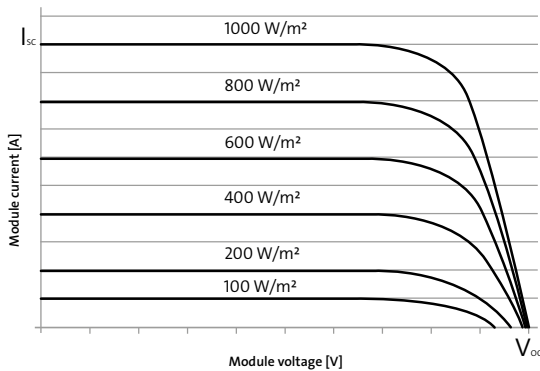
PERFORMANCE UNDER STANDARD TEST CONDITIONS (STC)*

Maximum power	P_{max}	265 Wp
Open circuit voltage	V_{oc}	38.1 V
Maximum power point voltage	V_{mpp}	31.9 V
Short circuit current	I_{sc}	8.82 A
Maximum power point current	I_{mpp}	8.33 A

*STC: 1000 W/m², 25°C, AM 1.5

THERMAL CHARACTERISTICS

NOCT	48 °C
TC I_{sc}	0.004 %/K
TC V_{oc}	-0.30 %/K
TC P_{mpp}	-0.45 %/K
Operating temperature	-40°C to 85°C



PERFORMANCE AT 800 W/m², NOCT, AM 1.5

Maximum power	P_{max}	191.4 Wp
Open circuit voltage	V_{oc}	34.3 V
Maximum power point voltage	V_{mpp}	28.7 V
Short circuit current	I_{sc}	7.12 A
Maximum power point current	I_{mpp}	6.66 A

Minor reduction in efficiency under partial load conditions at 25°C: at 200 W/m², 95% (+/-3%) of the STC efficiency (1000 W/m²) is achieved.

COMPONENT MATERIALS

Cells per module	60
Cell type	Mono crystalline
Cell dimensions	6.14 in x 6.14 in (156 mm x 156 mm)
Front	Tempered glass (EN 12150)
Frame	Black anodized aluminum
Weight	46.7 lbs (21.2 kg)

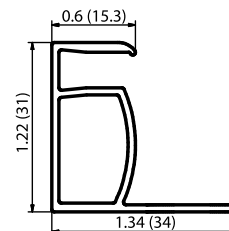
SYSTEM INTEGRATION PARAMETERS

Maximum system voltage SC II	1000 V	
Max. system voltage USA NEC	600 V	
Maximum reverse current	16 A	
Number of bypass diodes	3	
UL Design Loads*	Two rail system	113 psf downward 64 psf upward
UL Design Loads*	Three rail system	170 psf downward 64 psf upward
IEC Design Loads*	Two rail system	113 psf downward 50 psf upward

*Please refer to the Sunmodule installation instructions for the details associated with these load cases.

ADDITIONAL DATA

Power sorting ¹	-0 Wp / +5 Wp
J-Box	IP65
Connector	MC4 / KSK4
Module efficiency	15.81 %
Fire rating (UL 790)	Class C



VERSION 2.5 FRAME

- Compatible with both "Top-Down" and "Bottom" mounting methods
- ⚡ Grounding Locations:
 - 4 corners of the frame
 - 4 locations along the length of the module in the extended flange†

¹ Measuring tolerance traceable to TUV Rheinland: +/- 2% (TUV Power Controlled). All units provided are imperial. SI units provided in parentheses.