

# GSE Solar Power Module 30 Watt

The GSE Solar Power Module uses the highest efficiency thin-film Copper Indium Gallium DiSelenide (CIGS) solar cells. The GSE line of solar power modules are designed to provide reliable power and are industry conventional framed.

## Product Features

Product uses Copper Indium Gallium diSelenide (CIGS) technology:

- High efficiency thin-film technology
- Cell efficiency increases after outdoor exposure
- Highest daily energy yield per rated watt
- Proven outdoor reliability
- CIGS technology has no light-induced degradation
- CIGS technology is superior under low light level conditions
- Operating voltage designed for optimal charging of lead-acid batteries

## Applications

GSE Solar Power Modules can be used in these applications:

- Rural electrification
- Railroad signals
- Recreational vehicles
- Emergency communication systems
- Water quality and environmental data monitoring systems
- Microwave/Radio repeater stations
- Aviation obstruction lights
- Desalination systems
- Medical facilities in rural areas
- Remote lighting

## Physical Features


GSE Solar Power Modules have these physical features:

- Standard frame for easy installation
  - Low iron tempered glass for maximum light transmission and weather resistance
  - IEC/CE/UL compliant multi contact PV cable/ junction box and connectors 29.5" (750mm)
- Easy to install:
- Torsion and corrosion resistant anodized aluminum frame ensures dependable performance under harsh weather conditions
  - Mounts to industry standard frames and racks
  - 2 grounding holes
  - Bypass Diode

## Performance Warranty

GSE Solar Power Modules performance warranty provides:

- 2 year limited warranty on workmanship and materials
- 25 year limited warranty on power output



022707

# GSE Solar Power Module 30 Watt

## Electrical Features

Electrical Specifications	PN 33030-O
Maximum Power	30 W
Current at Operating Voltage	1.7 A
Operating Voltage	17.5 V
Open Circuit Voltage (Voc)	25 V
Short Circuit Current (Isc)	2.2 A
Temperature Coefficient for Power	-0.5% / °C
Temperature Coefficient for Voltage	-0.5% / °C
Bypass Diode Voltage	200 V
Bypass Diode Current	12 A
Maximum Series Fuse	5 A
Maximum System Voltage	600 V

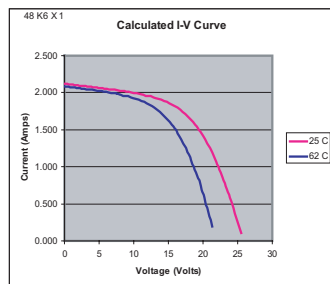
Data at Standard Test Conditions (STC)  
 STC: irradiance level 1000W / m<sup>2</sup>, spectrum AM 1.5 and cell temperature 25° C  
 Expose the module to sunlight for 1-2 days for best measurement results. Rating tolerance +/- 15%

## Physical Features

Dimensions	PN 33030-O
Length	635 (25in)
Width	620 (24.4in)
Depth	34.5 (1.36in)
Weight (with frame)	5kg (11lbs)

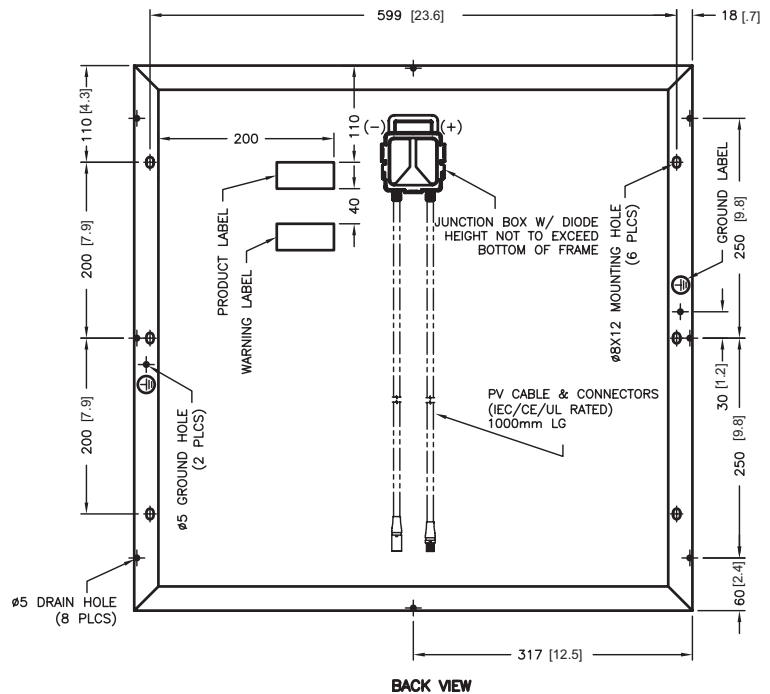
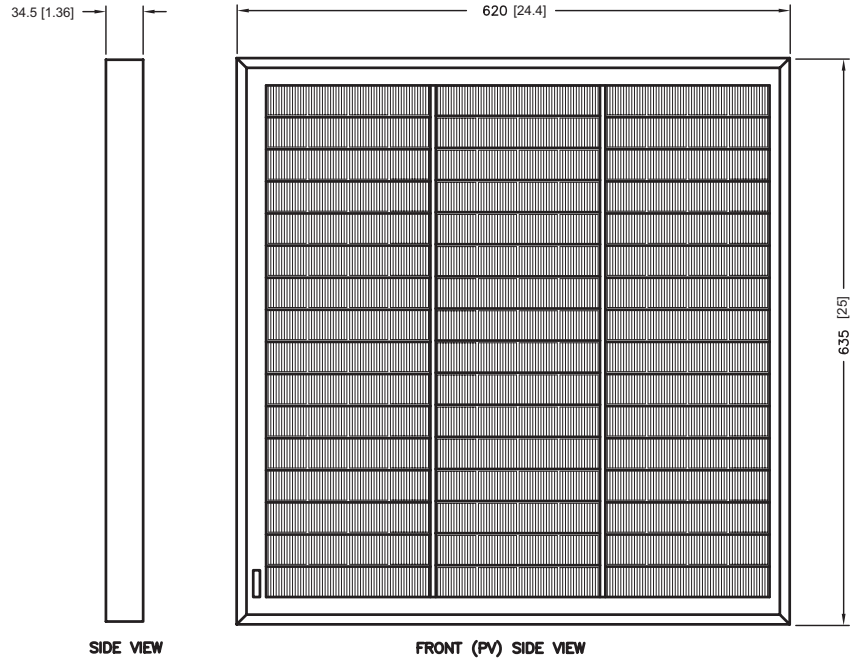
## Quality Assurance

- IEC 61646 Compliant
- ISO9001-2000 certified manufacturing



The I/V graph above shows the typical performance of the solar module at STC

**⚠ WARNING** – Solar Power Modules generate electricity when exposed to light, even when not connected in a circuit. Shocks and burns can result from contact with module output wiring, misuse or improper connections. Check with installer.



GSE reserves the right to modify these specs without notice.