

Save trouble now, time and money later . . .



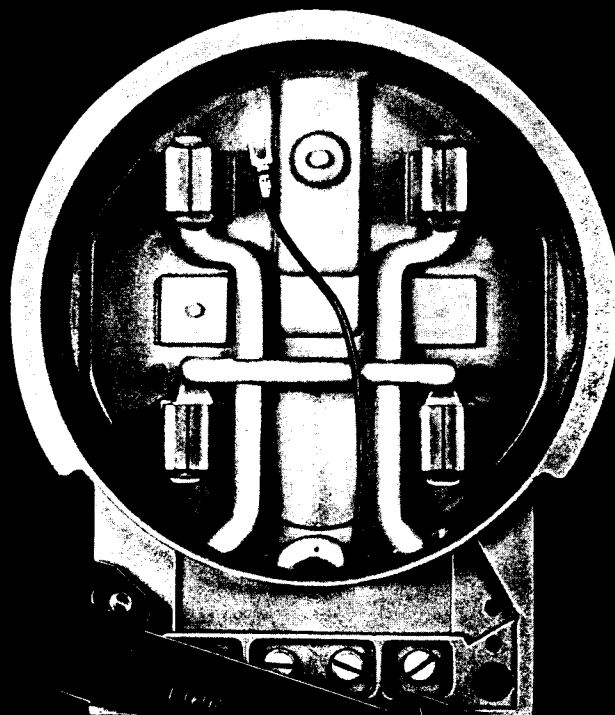
I-70 S/A Meter / Adapter Package

does it all

The new General Electric Type I-70 S/A meter/adapter package permits replacement of old, A-type bottom-connected meters without rewiring. It's a quick and easy job to replace them with new I-70 meters. Later, when the A-type is no longer needed, the I-70 meter can be simply removed from the adapter base and put to work in any socket type installation. It's easy to make the I-70 meter suitable for future socket use. Just unplug it from the adapter base, close the test link, and you have a standard 3-wire, 240 volt meter. Both 2-wire and 3-wire models are available.

Here's what you get

- You get a complete, fully-wired, TRIM-PROFILE I-70 Meter with regular S-base installed in an S to A adapter base for use in bottom connected A-type installations.
- You get socket clips in the adapter base. No bolts to remove, no base to install when you convert to an S-type meter.
- You get a special tamper-proof, L-shaped interlock key designed to prevent unauthorized removal of the meter from the adapter base.
- You get General Electric's high-quality production standards in both meter and adapter base.
- You get forty years worth of flexibility all wrapped up in one neat, economical package.

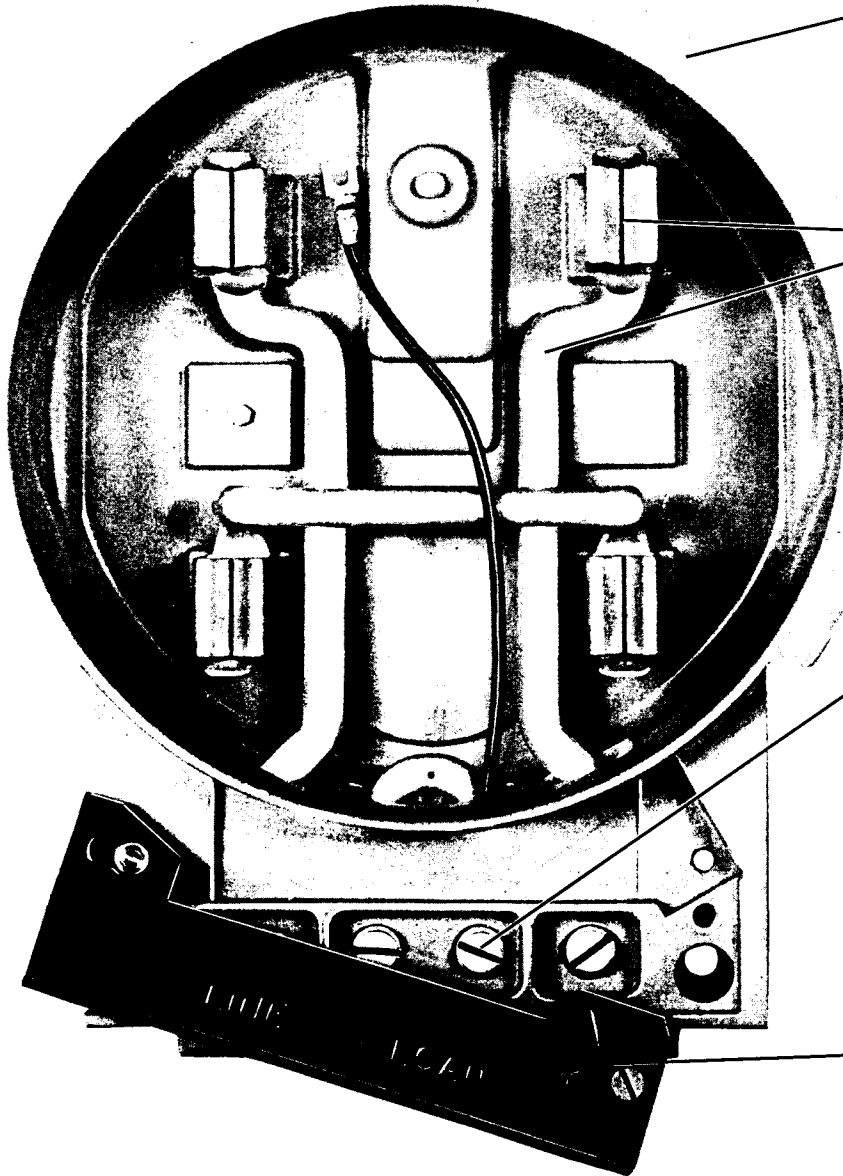


S/A Adapter Base



GE Type I-70 S/A
meter/adapter package

GENERAL  ELECTRIC



Base

The base is molded from a glass-filled, flame-retardant polyester compound that effectively resists impact, arc and corrosion. The terminal openings and trim meet MSJ-10 standards for bottom-connected meters.

Leads and Clips


Tin-plated aluminum current leads in the S/A adapter base have been designed for low temperature rise at 100 amperes load. Socket clips with meter guides are identical with the ones recently introduced in the new GE TRIM-PROFILE SI-70 100 ampere socket. Those utilities preferring not to use a voltage lead connected to the test link terminal may obtain a 5-jaw adapter together with an I-70 meter equipped with a removable 5th terminal.

Terminals

The terminals receiving the service wires are the same performance-improved type in use for more than 10 years in GE V-60 series polyphase meters. The terminal readily accepts up to #2 stranded wire. To prevent the service wires from being inserted too far, the top of the terminal is closed. The terminals are soldered to the leads from the socket clips, preventing the terminals from dropping out if the clamping screws are accidentally unscrewed.

Terminal Cover

The terminal cover is separate and may be sealed with a lead seal wire.



Meter Locking Clip

The new GE S/A adapter base has a unique security and safety advantage in an exclusive interlock design. The rectangular post just above the terminal cover screw makes it virtually impossible for unauthorized removal of the meter from the adapter, after the package is mounted in place. The interlock "key" fits through the elongated slot in the socket sealing ring and is held in place by a screw covered by an ear on the terminal cover. An optional model has the interlock held in place by a screw from the back; re-

moval of meter cover or meter from adapter base can only be accomplished by removing entire package from the installation. The interlock arrangement exclusive with GE prevents unauthorized access to the meter adapter, avoiding substitution of the wrong meter, or incorrect connection of the right meter. Using the exclusive GE interlock adapter design, whoever changes the meter for sample or periodic test or complaint will remove and replace the entire meter/adapter package. For those utilities who perform in-place testing, the interlock, sealing ring and meter cover can be removed by a qualified meter tester.

METER DEPARTMENT, GENERAL ELECTRIC COMPANY, SOMERSWORTH, N. H.

GENERAL  ELECTRIC

PRINTED
IN
U.S.A.